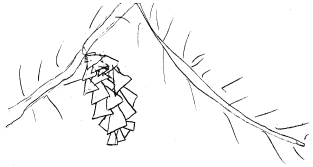


Additional Resources

Friends of Tubbs Hill
www.tubbshill.org

Museum of North Idaho
www.museumni.org


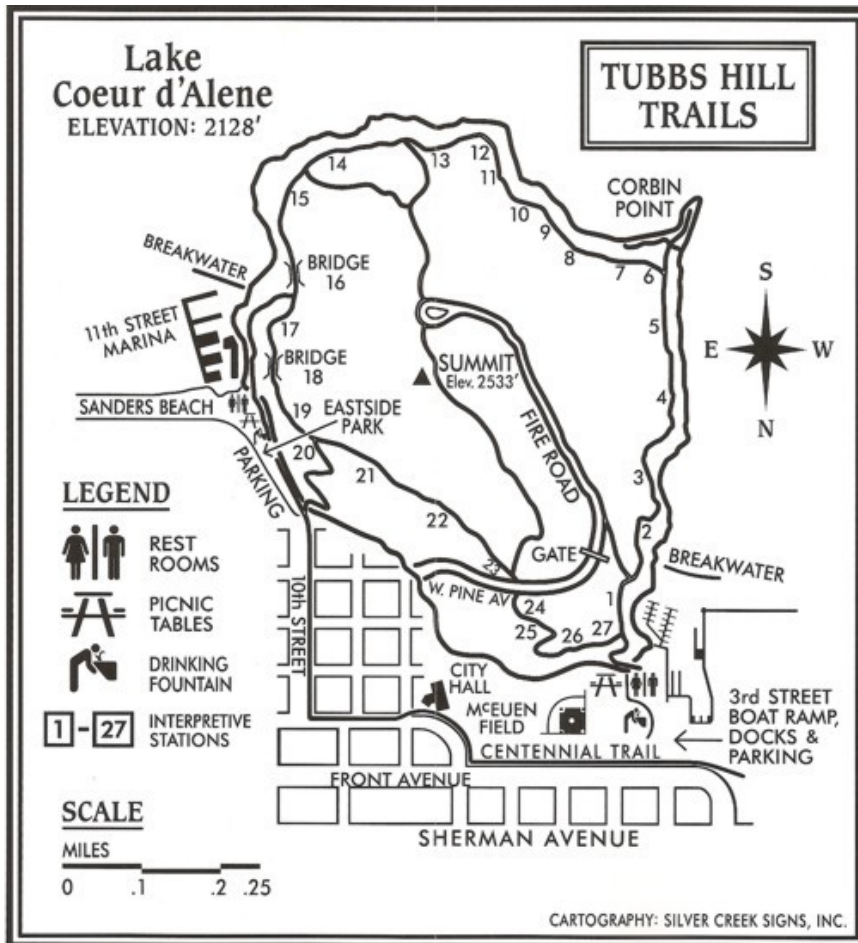
Coeur d'Alene Parks Department
www.cdapidparks.org



Junior Friends of Tubbs Hill

The Treasure Called Tubbs Hill by Scott W. Reed.
Available at the Coeur d'Alene Parks Department;
all proceeds benefit the Tubbs Hill Foundation.

Activity Book



Most illustrations were provided by students at Sorensen Magnet School of the Arts and Humanities.



Origination, Design, and Additional Illustrations
by Jessica L. Bryant
©2012




Special thanks to:

Sorensen Students, and Teachers Moira DuCoeur and Kerry Erwin
Tubbs Hill Foundation and Linda Wolovich for writing the history pieces
Terry Campbell for contributing geology knowledge
Jessica Chivvis for creating a great title
City of Coeur d'Alene Parks Department


Donations to the Tubbs Hill Foundation are greatly appreciated.
It takes funding to cover the cost of printing this booklet
and maintaining the hill for all to enjoy.

www.tubbshill.org

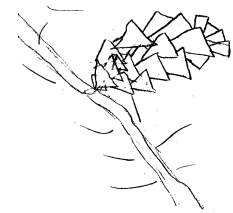


"In the middle of town, sticking out into the middle of the lake, is this big, green forested hill. The first-time visitor to Coeur d'Alene is unlikely to pay much heed to the hill. The natural beauty of the lake is the enchanting attraction...But stay awhile and Tubbs Hill becomes a magnet. Indeed, its location and natural setting have no equal in urban America."

Taken from page 1, The Treasure Called Tubbs Hill by Scott W. Reed.
All proceeds for the purchase of this book benefit the Tubbs Hill Foundation.



Tubbs Hill City Park
Coeur d'Alene, Idaho



_____ has achieved all requisites for becoming a
Junior Friend of Tubbs Hill. Congratulations!

signature of Tubbs Hill representative _____
date _____

Junior Friend Quiz

When you see wildlife on Tubbs Hill, you should:

- a. feed it so it will come closer
- b. enjoy watching it from a distance
- c. chase it to see how fast it can run

You can help take care of Tubbs Hill by:

- a. picking up litter
- b. staying on trails
- c. cleaning up after your dog
- d. all of the above

If you see an interesting flower, plant, or rock, you should:


- a. take it home
- b. throw it in the water
- c. leave it where it is

What is something new you have learned?

What was one of your favorite places or views from the hill?

Junior Friend of Tubbs Hill Pledge

As a Junior Friend, I, _____, promise to be curious and learn as much as I can about the natural world and my community; protect and preserve the landscape; and help keep the air, land, and water clean. I will share what I have learned about Tubbs Hill with others and will continue to explore and care for our natural treasures.



To Become a Junior Friend of Tubbs Hill:

1. Take a hike around the hill with your family. Parents should bring along the Tubbs Hill Nature Trails Guide for history and a numbered tour of the hill. You can use information in the trails guide to further educate your child and assist in completing some of the activities in the Junior Friends booklet. The guide, along with other information about Tubbs Hill, is available at the Parks Department¹ and the Coeur d'Alene Visitor's Center.² Look for the Tubbs Hill Nature Trails Guide on the Tubbs Hill page of the Coeur d'Alene Parks Department website, located at:

www.cdaidparks.org

2. Complete activities as follows:

3-5 years old, complete at least 6 activities.

6-8 years, complete at least 8 activities.

9-12 years, complete at least 10 activities.

Parents may help with writing for those under 6 or with special needs.

3. Make it official. Bring your completed booklet to the Coeur d'Alene Parks Department, located in the City Hall building at 710 Mullan Ave, Coeur d'Alene, ID (refer to map on back cover). Office hours 8am-5pm, Monday through Friday. A Tubbs Hill representative will sign your certificate after reviewing your work.

A tip for getting the most out of your Junior Activity Book:

Read through the booklet before you start your hike. Some activities will be easier if you are thinking about them during your entire hike.

1. Parks Department: 710 Mullan Ave, CdA, ID

2. Visitor's Center: 105 North 1st Street #100

Preserve the Hill for Others to Enjoy: Leave Nothing Behind!

When you are hiking Tubbs Hill, think about ways you can help keep it clean. If you bring a dog, be sure to keep it on a leash and also bring along a plastic bag to pick up after your pet. If you bring a picnic lunch, be sure to take all wrappers, bags, and other trash home with you. If you live in the area, consider taking a clean-up hike each year. Wear protective gloves and bring a bag to pick up the trash that others leave behind. Don't forget to recycle!

How does trash affect the hill? Think of two ways that human messes can affect the environment, keeping in mind the animals and plants that call the hill home.

1. _____

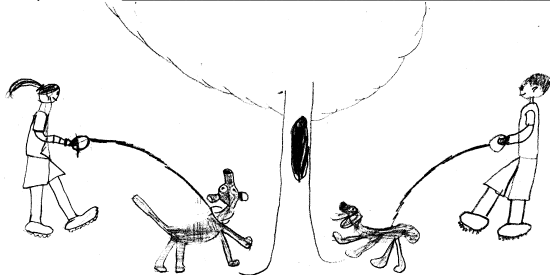
2. _____

Find two or more pieces of trash on your hike today, and bring them to the base of the hill for disposal.

What did you find? _____

Where did you find it? _____

Can it be recycled? _____



Tubbs Hill Poetry

Natural beauty inspires many artists. Use the following guide to write your own poem about Tubbs Hill.

1st line: Write the name of something you found on the hill.

2nd line: Write one or more words describing how it looks.

3rd line: Write one or more words about something it does.

4th line: Write a sentence about how it makes you feel.

Example:

Trees,

Tall,

Growing,

I feel small when I look up through your high branches.

1. _____

2. _____


3. _____

4. _____


Draw a picture to illustrate your poem!

Help the Eagle Find the Salmon!

Each January, bald eagles gather around the lake to feed on the migrating salmon. Can you help this eagle find a meal?



Stay on the Trails: Don't Cut the Switchbacks



A switchback is a trail on a steep part of a hill that makes a series of zig-zags to go up the hill. Often this is because a steep trail would be difficult and dangerous for hikers. But they have another purpose, too. Those switchbacks help control soil erosion, which is when rain washes away loose soil. Tubbs Hill has only 5 inches or less of soil. When hikers cut the switchbacks, meaning they cut across the zig-zags instead of following them, precious soil is loosened, ready to be washed away with the next rain. Help protect the hill and its plant life – stay on the trails.

Use the space below to draw a picture of what the hill could look like if every hiker “cut the switchbacks.”

Natural History

The Tubbs Hill we know and love is made of mica schist and gneiss (pronounced "nice"). This mound of rock was uncovered by the Lake Missoula glacial flood thousands of years ago. Glacial floods are also given credit for leaving behind huge deposits of rock and silt in our area. The City of Coeur d'Alene sits upon one of the dams left behind by the Lake Missoula Flood. That dam caused a massive amount of water to accumulate to the south of the city and around a large part of Tubbs Hill, creating Lake Coeur d'Alene!

Most of the soil on Tubbs Hill came from a gigantic volcanic explosion that covered almost the entire northwest with ash a few thousand years later. That explosion is the one that formed Crater Lake in Oregon. Today, Tubbs Hill is still mostly rock with few places having more than 5 inches of soil.

Be a Geologist!

On Tubbs Hill, you can easily see the flat, shiny grains of mica in the exposed rock. Look around you to see if you can identify the difference between **schist** and **gneiss**. These are both metamorphic rocks. The difference is the texture, not the composition. It can be tough to tell the difference, so just do your best!

In a **schist**, the mineral grains are lined up to form layers, kind of like pages in a book. It comes in many varieties, and splits in thin layers.

A **gneiss** also has a lot of variety, with large mineral grains arranged in wide bands. It's like a schist, but the bands, or "pages," are thicker and not as well defined.

Use Your Senses

While you are hiking on Tubbs Hill, your senses are telling you about your environment. Take a moment to sit down and observe your surroundings. Look, listen, smell, and touch (but don't disturb!). Write down what your senses can notice.

Sight


Sound

Smell

Touch

Animal Tracks

There are many animals that live on Tubbs Hill, and each has its own unique footprint. Draw a line matching the tracks to the animal.



White Tailed Deer

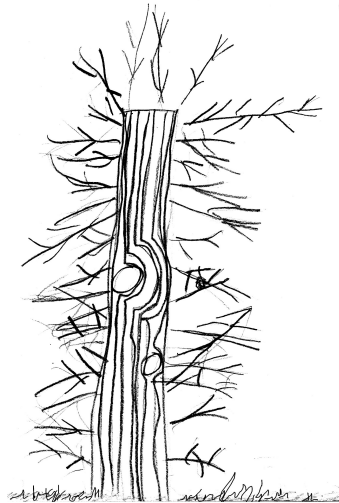
Bald Eagle

Mallard Duck

Wild Turkey

Garter Snake



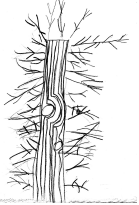

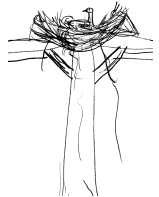











Snags are standing dead trees which provide homes and food for a variety of wildlife. Draw a line to the animals above that might find food, shelter, or other use for these trees.



Tracks from left to right: Wild Turkey, Garter Snake, White Snake, Mallard Duck, and Bald Eagle.

Tubbs Hill Bingo!

Find and cross off four items in a row to get a bingo!
Rows can be horizontal, vertical, or diagonal.

 Corbin Point	 Myrtle Pachistima	 Snags	 Thimbleberry
 Osprey Nest	 Lichens	 Moss	 Mallard
 Wild Turkey	 Eagle	 Spider Web	 Ponderosa Pine
 Douglas Fir	 Kinnikinnick	 Suspension Bridge	 Lake Coeur d'Alene

Tubbs Hill History

This crown jewel in the middle of our city is named after Tony Tubbs, a German immigrant who came to Idaho in 1882. In 1883, Tony (who became Coeur d'Alene's first Justice of the Peace and who built the town's first hotel) bought 138 acres, 120 of which we now know as Tubbs Hill. Tony Tubbs bought that land for just \$345. That's only \$2.50 for each of the 138 acres!

Since 1936, the City of Coeur d'Alene has bought pieces of this property four different times. The most recent large purchase made by the City and the citizens of Coeur d'Alene was 34 acres in 1976 for \$276,100. That's over \$8,120 for each of the acres - quite a change from Tony's day!

Piece by piece, because of people in this area working together, Tubbs Hill has become public property forever and ever and is the unique and natural park that we all enjoy today.

Be an Anthropologist!

There is still evidence of past human activity on the hill.

D.C. Corbin had a house near Corbin Point.
See if you can find its concrete foundations.


A large Grandstand was once a popular place to view performances and celebrations. Look for the concrete footings on the south side of the hill.

Preserve the Hill for Others to Enjoy: Take Nothing But Photos!

Tubbs Hill is a special place. It is a natural habitat for many plants and animals, surrounded by an urban environment. We are fortunate to have a place like this to visit, but each of us must help to preserve its beauty for all to enjoy. Remember that you are not the only visitor; Tubbs Hill is enjoyed by thousands of hikers every year.

Draw or describe the impacts these changes would make on the wilderness:

What would happen...



If each Tubbs Hill visitor picked a plant or flower?

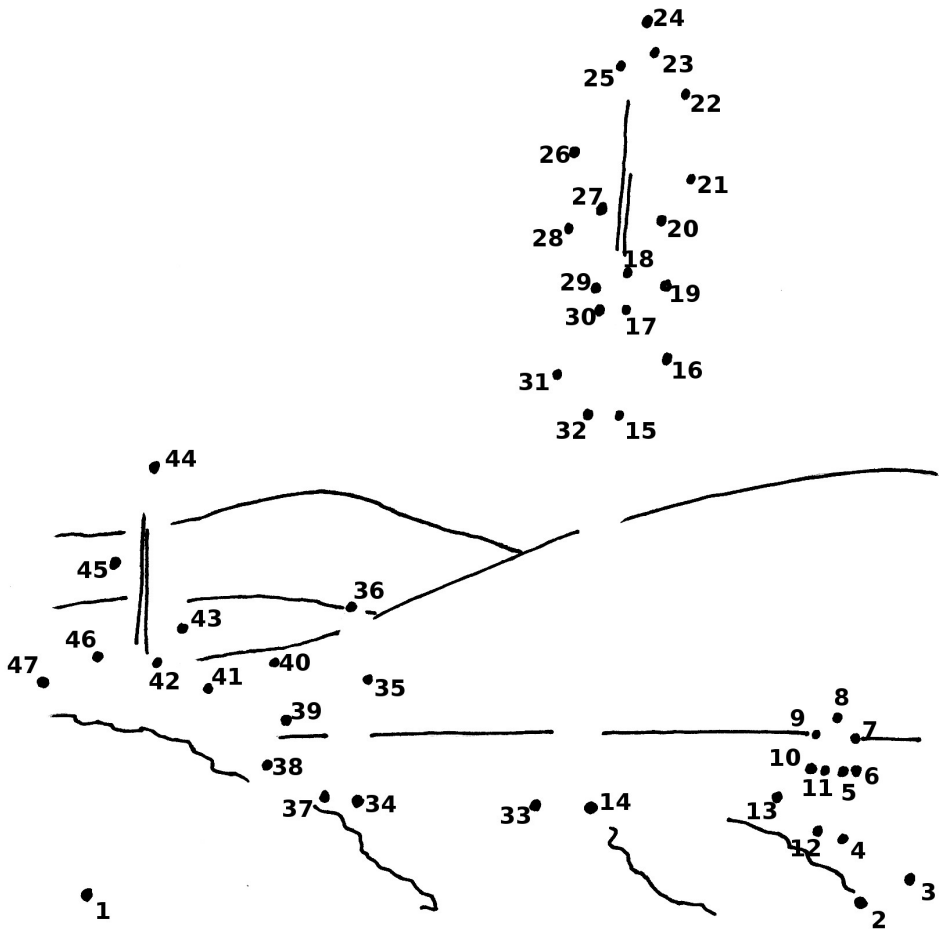
If each Tubbs Hill visitor walked off-trail?

If each Tubbs Hill visitor collected a few rocks?

If each Tubbs Hill visitor scratched their name on a tree or rock?

Scenic Views

Connect the dots to reveal one of many scenic views from Tubbs Hill. You can also add color!



Can you name this spot? _____



Word Find

- | | |
|---------------|--------------|
| Schist | Osprey |
| Lake Missoula | Corbin Point |
| Douglas Fir | Gneiss |
| Tony Tubbs | Snags |
| Eagle | Volcano |
| Lichens | Kinnikinnick |
| Schitsu'umsh | Ferns |



A	H	D	Q	T	P	S	S	W	E	N	T	K
Y	L	R	O	R	S	S	N	N	F	H	O	C
E	F	U	M	U	I	I	L	A	S	V	N	I
R	E	P	O	E	G	I	H	M	G	P	Y	N
P	R	R	N	S	C	L	U	C	K	S	T	N
S	N	G	A	H	S	U	A	J	S	Q	U	I
O	S	C	E	J	S	I	G	S	G	L	B	K
Y	B	N	S	T	S	H	M	N	F	D	B	I
R	S	P	I	F	P	I	D	E	P	I	S	N
R	J	H	F	Z	S	U	K	D	K	L	R	N
F	C	O	N	A	C	L	O	V	N	A	T	I
S	E	A	G	L	E	Y	G	I	Z	Q	L	K
C	O	R	B	I	N	P	O	I	N	T	I	A

Schitsu'umsh

The Coeur d'Alene people called themselves Schitsu'umsh, which means "the people who were found here." Early French trappers and traders found the tribe to be greatly skilled at trading, and gave them the name "Coeur d'Alene," meaning "heart of the awl." The Coeur d'Alenes were fishing people. Their staple food was salmon, but the men also hunted for deer, elk, bison, and small game. Women gathered nuts, roots, and berries. Some of the traditional foods shown below can be found on Tubbs Hill. For your safety, do not eat any plants on the hill.

Match the plant to its description and circle any that you find on your hike. Remember to leave all plants undisturbed.



Bitterroot: this small, low plant has white to pink flowers and edible roots. It grows in gravelly, often dry soil.



Camas Bulbs: abundant on the hill, its purple flowers are easy to find in spring. The cooked bulbs taste a bit like baked sweet potato, only sweeter.



Huckleberries: this small shrub has small, dark bluish-purple berries that are very tasty.



Water Potato: found in the shallow wetlands, its delicate white flowers can be easily seen along the shores of the lake in June. Each fall, tribal members still gather to harvest the roots.

Plants in order from top to bottom: Water Potato, Huckleberry, Bitterroot, Camas.

Habitat and Non-Native Plants

Habitat is the natural environment where a plant or animal lives. Tubbs Hill is home for a wide variety of plants.

Native plants are those that have grown here for a long time without being helped or planted by people. Non-native plants can be dangerous to a habitat. If a non-native plant grows faster and easier than the native plants, it can become difficult or impossible for the native plants to get the nutrients and sunlight they need to thrive. People are working hard to help the native species survive on Tubbs Hill, and many non-native plants have been removed.

Below are some trees that can be found on the hill. Circle the non-native species.

Ponderosa Pine



Western White Pine

Cherry Tree



Douglas Fir

Western Larch



Norway Maple

Cherry and Maple are non-native species. Birds and people help carry the seeds from neighborhoods to the hill, where they take hold in the more moist areas of the hill.